

Structured Electronic Design  
Negative Feedback Amplifiers  
Ideal Gain and Controller

# Negative feedback and ideal gain

# Negative feedback and ideal gain

1. The ideal gain is the source-to-load transfer in the case of a nullor as controller

# Negative feedback and ideal gain

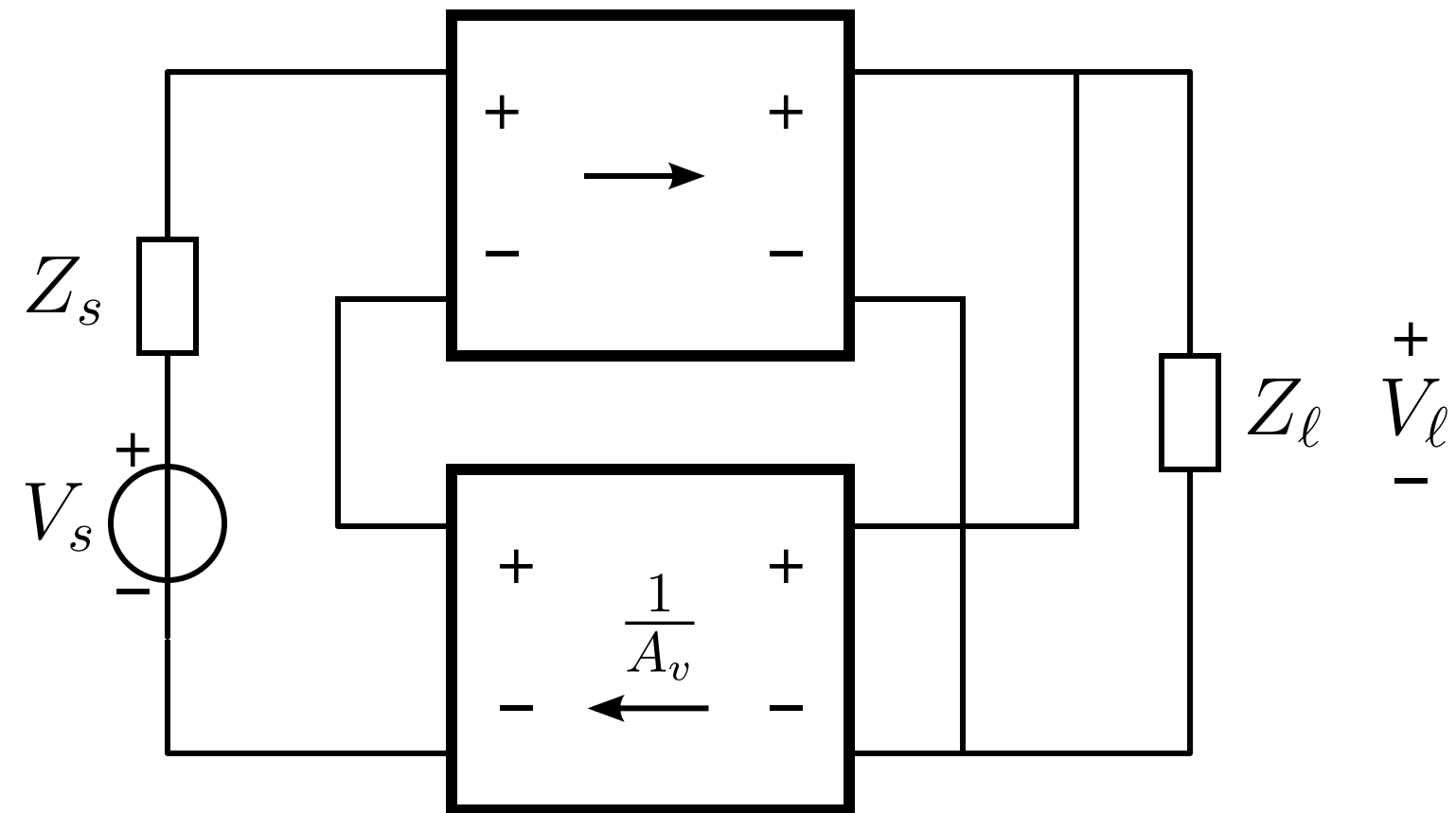
1. The ideal gain is the source-to-load transfer in the case of a nullor as controller
2. Practical controllers have a finite gain and bandwidth

# Negative feedback and ideal gain

1. The ideal gain is the source-to-load transfer in the case of a nullor as controller
2. Practical controllers have a finite gain and bandwidth
  - a. Negative (corrective) feedback if transfer from the positive output of the controller to its positive input is inverting:

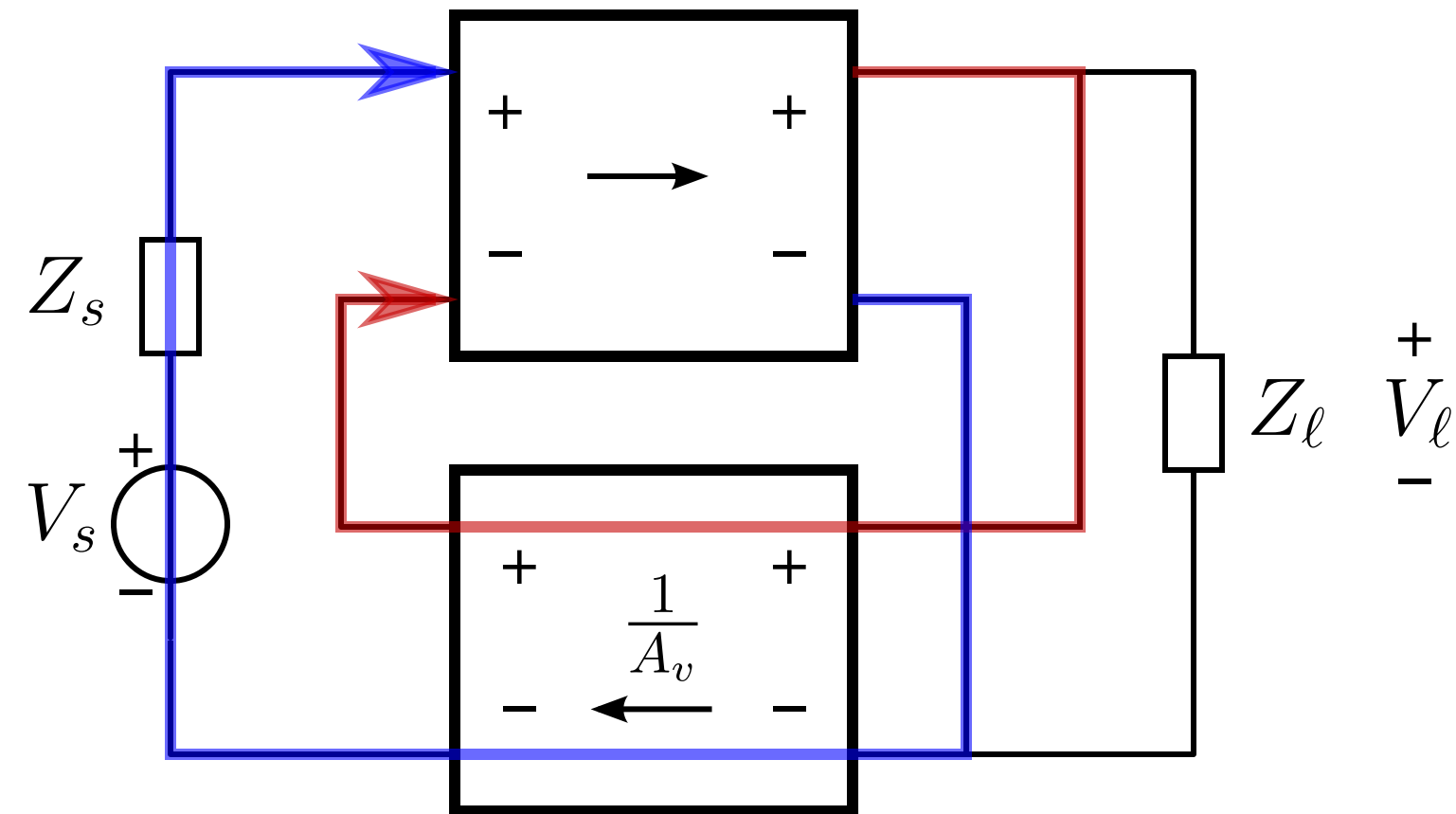
# Negative feedback and ideal gain

1. The ideal gain is the source-to-load transfer in the case of a nullor as controller
2. Practical controllers have a finite gain and bandwidth
  - a. Negative (corrective) feedback if transfer from the positive output of the controller to its positive input is inverting:



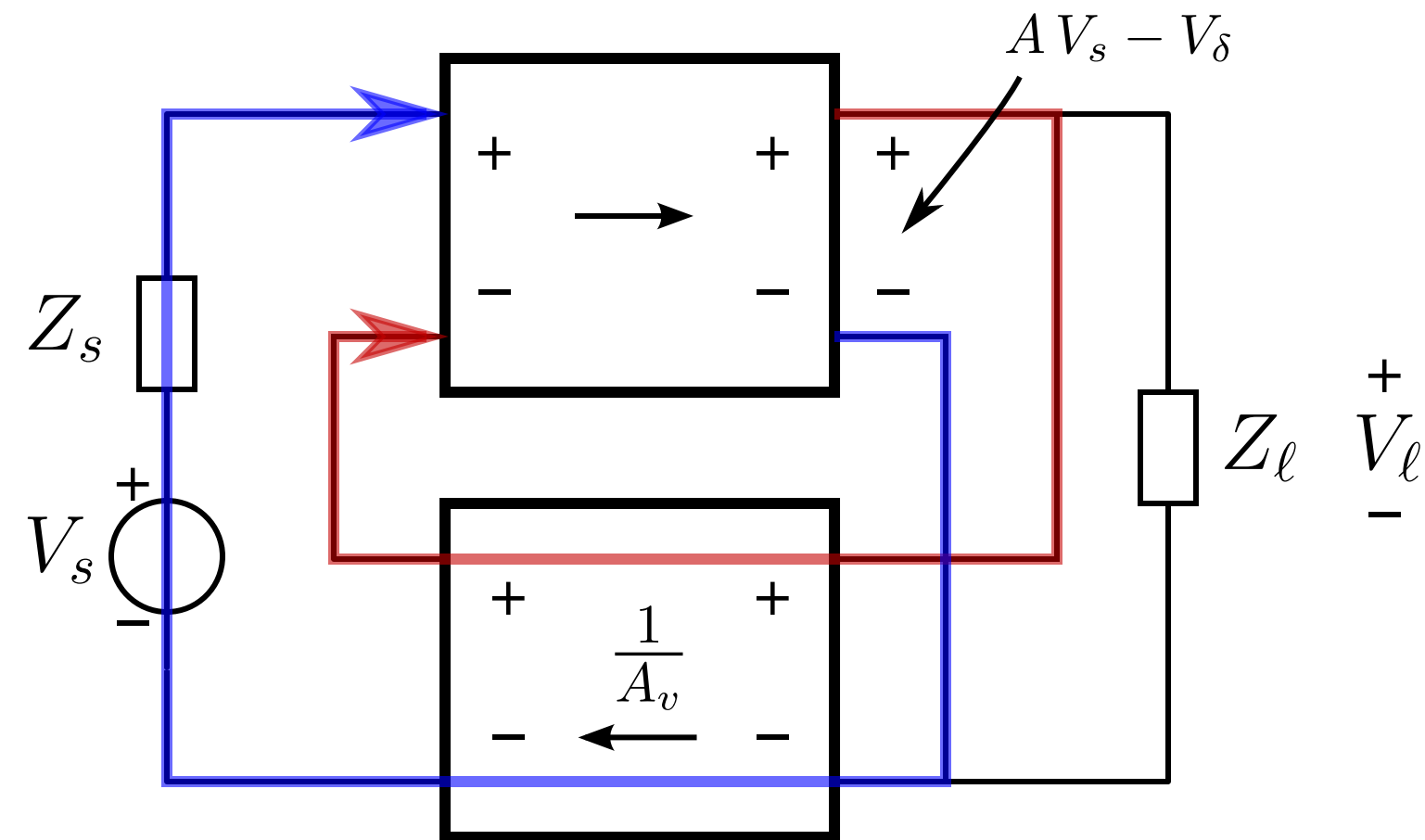
# Negative feedback and ideal gain

1. The ideal gain is the source-to-load transfer in the case of a nullor as controller
2. Practical controllers have a finite gain and bandwidth
  - a. Negative (corrective) feedback if transfer from the positive output of the controller to its positive input is inverting:



# Negative feedback and ideal gain

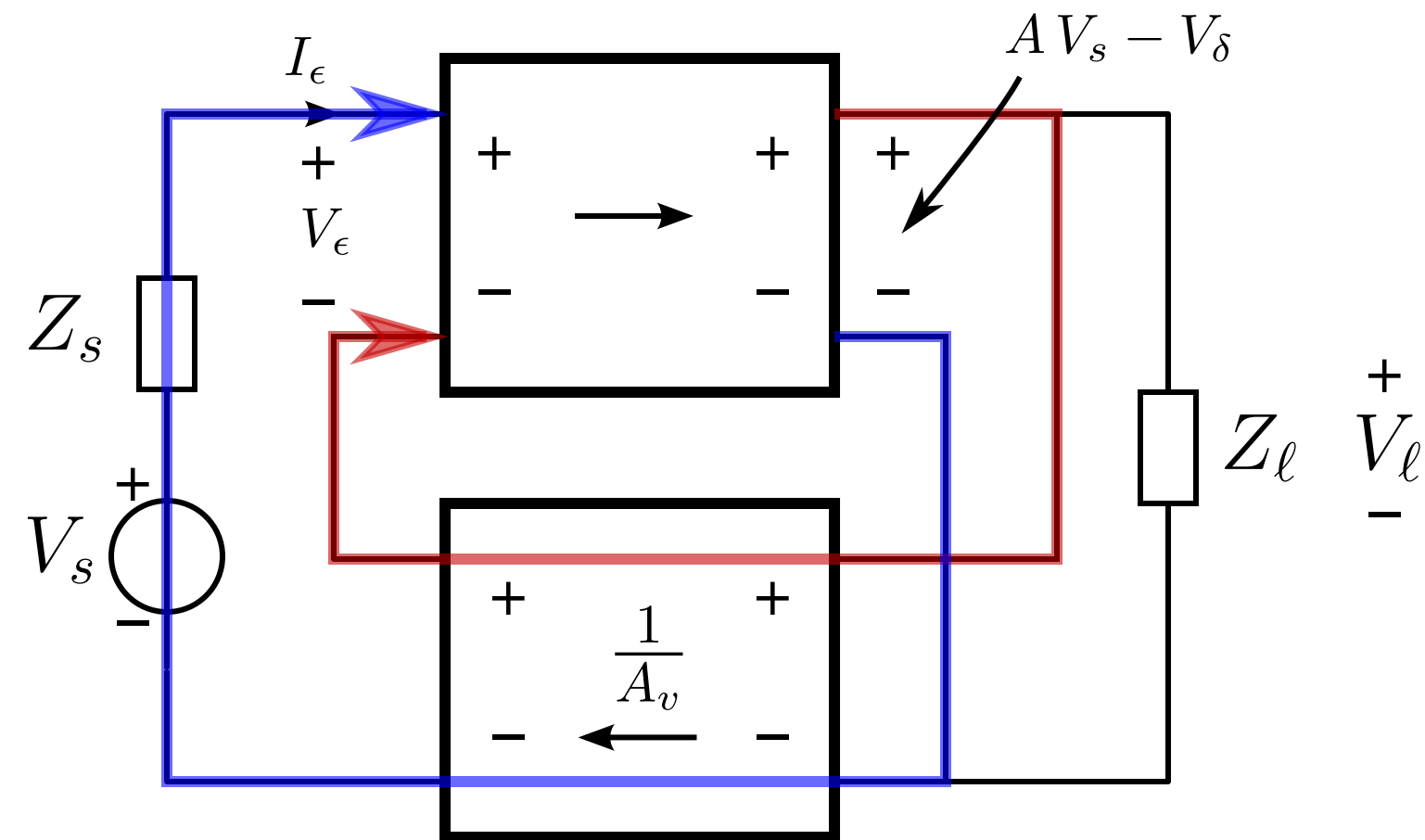
1. The ideal gain is the source-to-load transfer in the case of a nullor as controller
2. Practical controllers have a finite gain and bandwidth
  - a. Negative (corrective) feedback if transfer from the positive output of the controller to its positive input is inverting:





# Negative feedback and ideal gain

1. The ideal gain is the source-to-load transfer in the case of a nullor as controller
2. Practical controllers have a finite gain and bandwidth
  - a. Negative (corrective) feedback if transfer from the positive output of the controller to its positive input is inverting:



# Conclusions single-loop feedback configurations

# Conclusions single-loop feedback configurations

1. All port (isolation) configurations can be realized using nonenergetic feedback with natural two-ports (gyrator, transformer)

# Conclusions single-loop feedback configurations

1. All port (isolation) configurations can be realized using nonenergetic feedback with natural two-ports (gyrator, transformer)
2. If the feedback network is not a natural two-port:

# Conclusions single-loop feedback configurations

1. All port (isolation) configurations can be realized using nonenergetic feedback with natural two-ports (gyrator, transformer)
2. If the feedback network is not a natural two-port:
  - a. Source and load are electrically connected

# Conclusions single-loop feedback configurations

1. All port (isolation) configurations can be realized using nonenergetic feedback with natural two-ports (gyrator, transformer)
2. If the feedback network is not a natural two-port:
  - a. Source and load are electrically connected
  - b. Sign of transfer depends on amplifier type

# Conclusions single-loop feedback configurations

1. All port (isolation) configurations can be realized using nonenergetic feedback with natural two-ports (gyrator, transformer)
2. If the feedback network is not a natural two-port:
  - a. Source and load are electrically connected
  - b. Sign of transfer depends on amplifier type
  - c. Port isolation and/or sign inversion requires:

# Conclusions single-loop feedback configurations

1. All port (isolation) configurations can be realized using nonenergetic feedback with natural two-ports (gyrator, transformer)
2. If the feedback network is not a natural two-port:
  - a. Source and load are electrically connected
  - b. Sign of transfer depends on amplifier type
  - c. Port isolation and/or sign inversion requires:
    - Active feedback



# Conclusions single-loop feedback configurations

1. All port (isolation) configurations can be realized using nonenergetic feedback with natural two-ports (gyrator, transformer)
2. If the feedback network is not a natural two-port:
  - a. Source and load are electrically connected
  - b. Sign of transfer depends on amplifier type
  - c. Port isolation and/or sign inversion requires:
    - Active feedback
    - **Balanced feedback**

# Conclusions single-loop feedback configurations

1. All port (isolation) configurations can be realized using nonenergetic feedback with natural two-ports (gyrator, transformer)
2. If the feedback network is not a natural two-port:
  - a. Source and load are electrically connected
  - b. Sign of transfer depends on amplifier type
  - c. Port isolation and/or sign inversion requires:
    - Active feedback
    - Balanced feedback
    - Indirect feedback

# Conclusions single-loop feedback configurations

1. All port (isolation) configurations can be realized using nonenergetic feedback with natural two-ports (gyrator, transformer)
2. If the feedback network is not a natural two-port:
  - a. Source and load are electrically connected
  - b. Sign of transfer depends on amplifier type
  - c. Port isolation and/or sign inversion requires:
    - Active feedback
    - Balanced feedback
    - Indirect feedback
    - Transformers

# Conclusions single-loop feedback configurations

1. All port (isolation) configurations can be realized using nonenergetic feedback with natural two-ports (gyrator, transformer)
2. If the feedback network is not a natural two-port:
  - a. Source and load are electrically connected
  - b. Sign of transfer depends on amplifier type
  - c. Port isolation and/or sign inversion requires:
    - Active feedback
    - Balanced feedback
    - Indirect feedback
    - Transformers

} Not in BSc course

# Conclusions single-loop feedback configurations


1. All port (isolation) configurations can be realized using nonenergetic feedback with natural two-ports (gyrator, transformer)
  2. If the feedback network is not a natural two-port:
    - a. Source and load are electrically connected
    - b. Sign of transfer depends on amplifier type
    - c. Port isolation and/or sign inversion requires:
      - Active feedback
      - Balanced feedback
      - Indirect feedback
      - Transformers
- } Not in BSc course 🙄

# Conclusions single-loop feedback configurations

1. All port (isolation) configurations can be realized using nonenergetic feedback with natural two-ports (gyrator, transformer)
2. If the feedback network is not a natural two-port:
  - a. Source and load are electrically connected
  - b. Sign of transfer depends on amplifier type
  - c. Port isolation and/or sign inversion requires:
    - Active feedback
    - Balanced feedback
    - Indirect feedback
    - Transformers



Read:



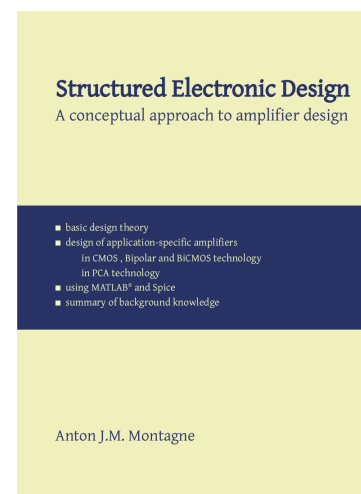
Chapter 7

# Conclusions single-loop feedback configurations

1. All port (isolation) configurations can be realized using nonenergetic feedback with natural two-ports (gyrator, transformer)
2. If the feedback network is not a natural two-port:
  - a. Source and load are electrically connected
  - b. Sign of transfer depends on amplifier type
  - c. Port isolation and/or sign inversion requires:
    - Active feedback
    - Balanced feedback
    - Indirect feedback
    - Transformers



Read:



Chapter 7

